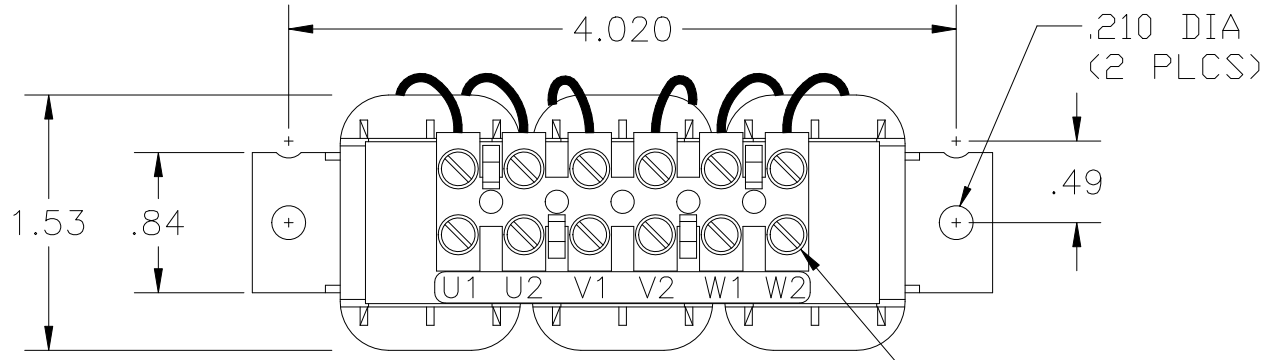


FILE: P:\DEPTS\ENGR\PROD DOCS\RLW\RLW-02P106

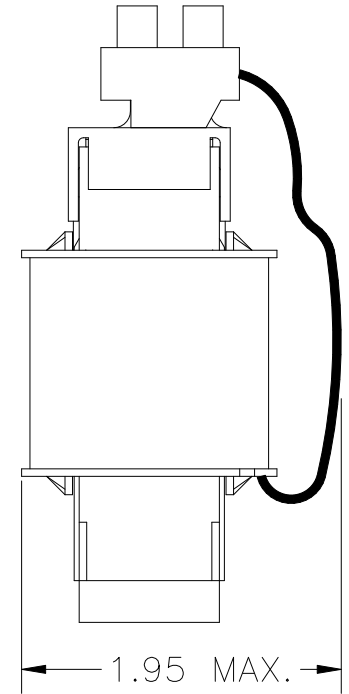
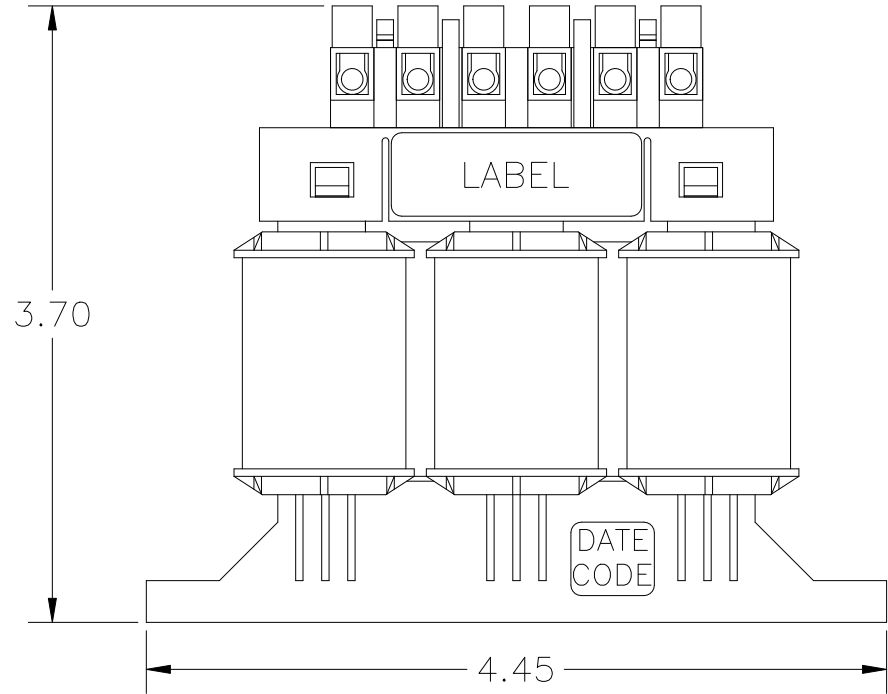
INDUCTANCE	WEIGHT (LBS)	LOSS (WATTS)
22mH	1.7	22.3

NO.	CHANGE DESCRIPTION	BY	DATE	C'K'D
-----	--------------------	----	------	-------



WIRE RANGE: 22-10AWG

CAUTION-TERMINAL SCREW TIGHTENING TORQUE: 4.5 in-lb MAX.



UNLESS OTHERWISE SPECIFIED, DIMENSIONS ARE IN INCHES [mm] AND TOLERANCES ARE:

DECI.	FRAC.
ANGLES	DRILLED HOLES

PART NAME:	3 PHASE REACTOR
DESCRIPTION:	OUTLINE DIMENSIONS
FINISH:	

MTE CORPORATION MENOMONEE FALLS, WISCONSIN			
CD RLW-02P106			REV. 02
SCALE	NTS	DATE	01/20/09
C'K'D			
REF.	DR. BY	PDH	APP'D